

3-1903391-4 ✓ ACTIVE




GRACE INERTIA 2.5

TE Internal #: 3-1903391-4

Rectangular Connector Housings, Wire-to-Wire, 2 Position, .098 in [2.5 mm] Centerline, 1 Row, PBT GF, Receptacle, Tab, Wire & Cable, GRACE INERTIA 2.5

[View on TE.com >](#)

Connectors > Rectangular Connectors > Rectangular Connector Housings > STD Temp Sig GRACE INERTIA Cap



Connector System: **Wire-to-Wire**

Number of Positions: **2**

Centerline (Pitch): **2.5 mm [.098 in]**

Number of Rows: **1**

Housing Material: **PBT GF**

[All STD Temp Sig GRACE INERTIA Cap \(20\)](#)

Features

Product Type Features

Connector System	Wire-to-Wire
Connector & Housing Type	Receptacle
Sealable	No
Connector & Contact Terminates To	Wire & Cable
Connector Type	Housing
Product Type	Connector
Glow Wire Rating	Standard Part - Not Glow Wire

Configuration Features

Number of Cavities	2
Number of Positions	2
Number of Rows	1
Preloaded	No



Electrical Characteristics

Operating Voltage	250 VDC
-------------------	---------

Contact Features

Contact Layout	Inline
Multiple Contact Types	Without
Shunts/Shorting Bars	Without
Contact Type	Tab

Mechanical Attachment

Panel Mount	No
Connector Mounting Type	Cable Mount (Free-Hanging)

Housing Features

Centerline (Pitch)	2.5 mm[.098 in]
Housing Material	PBT GF
Housing Color	Yellow

Dimensions

Height	18.8 mm[.74 in]
Length	8.7 mm[.342 in]
Width	8.8 mm[.346 in]

Usage Conditions

Operating Temperature Range	-30 – 105 °C[-22 – 221 °F]
-----------------------------	----------------------------

Operation/Application

Assembly Integration Feature	Without
Circuit Application	Signal
For Use With	Plug Housing

Identification Marking

Circuit Identification Feature	Without
--------------------------------	---------

Packaging Features

Packaging Quantity	500
Packaging Method	Bag

Product Compliance

For compliance documentation, visit the product page on [TE.com](https://www.te.com)>

EU RoHS Directive 2011/65/EU	Compliant
EU ELV Directive 2000/53/EC	Compliant
China RoHS 2 Directive MIIT Order No 32, 2016	No Restricted Materials Above Threshold
EU REACH Regulation (EC) No. 1907/2006	Current ECHA Candidate List: JUNE 2022 (224) Candidate List Declared Against: JUNE 2022 (224) Does not contain REACH SVHC
Halogen Content	Low Halogen - Br, Cl, F, I < 900 ppm per homogenous material. Also BFR/CFR/PVC Free
Solder Process Capability	Not applicable for solder process capability

Product Compliance Disclaimer

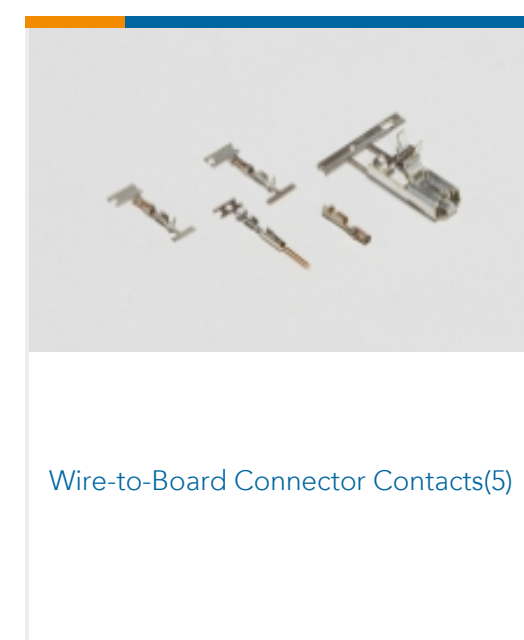
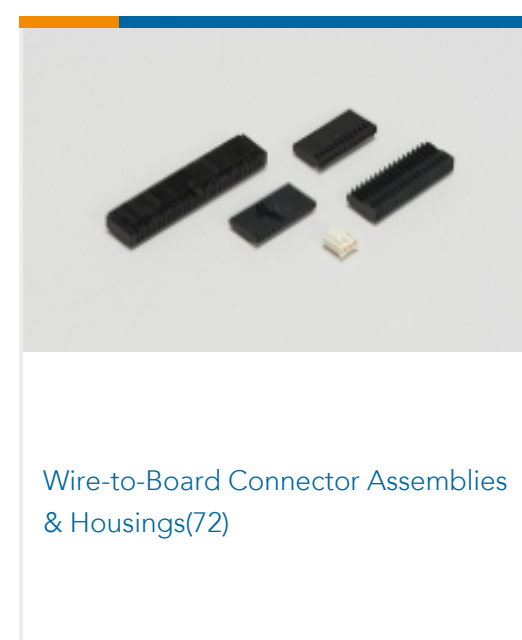
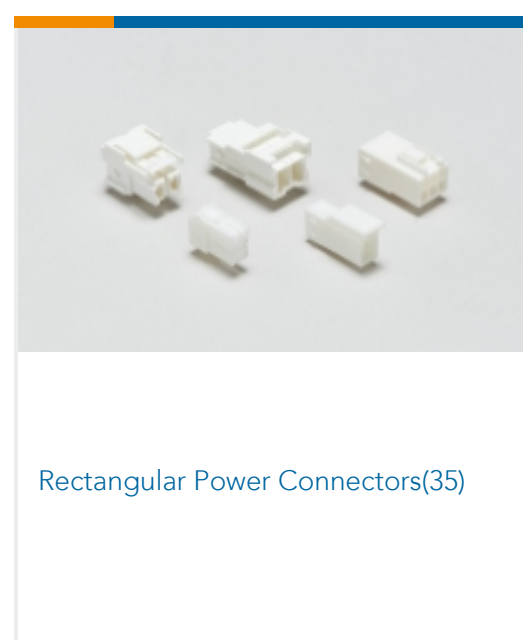



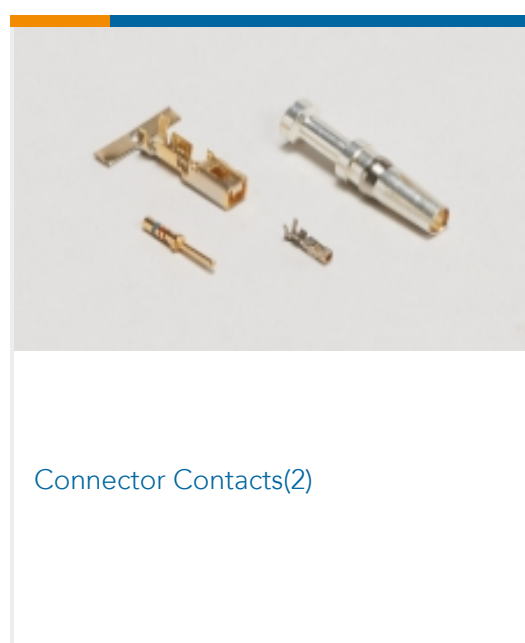
This information is provided based on reasonable inquiry of our suppliers and represents our current actual knowledge based on the information they provided. This information is subject to change. The part numbers that TE has identified as EU RoHS compliant have a maximum concentration of 0.1% by weight in homogenous materials for lead, hexavalent chromium, mercury, PBB, PBDE, DBP, BBP, DEHP, DIBP, and 0.01% for cadmium, or qualify for an exemption to these limits as defined in the Annexes of Directive 2011/65/EU (RoHS2). Finished electrical and electronic equipment products will be CE marked as required by Directive 2011/65/EU. Components may not be CE marked. Additionally, the part numbers that TE has identified as EU ELV compliant have a maximum concentration of 0.1% by weight in homogenous materials for lead, hexavalent chromium, and mercury, and 0.01% for cadmium, or qualify for an exemption to these limits as defined in the Annexes of Directive 2000/53/EC (ELV). Regarding the REACH Regulation, the information TE provides on SVHC in articles for this part number is based on the latest European Chemicals Agency (ECHA) 'Guidance on requirements for substances in articles' posted at this URL: <https://echa.europa.eu/guidance-documents/guidance-on-reach>

Compatible Parts

 <p>TE Part # CAT-G7534A-C1701 STD Temp Sig GRACE INERTIA Cap</p>	 <p>TE Part # 2-1971032-2 2POS HEADER ASSEMBLY FOR GIC 2.0 EV</p>	 <p>TE Part # 6-1747072-2 GRACE INERTIA CONN 2.5 ON TAPE HDR 2P RE</p>	 <p>TE Part # CAT-G7534A-H342A Glow Wire Sig GRACE INERTIA Header</p>
 <p>TE Part # CAT-G7534A-P729 STD Temp Sig GRACE INERTIA Plug</p>	 <p>TE Part # CAT-G7534A-P729A Glow Wire Sig GRACE INERTIA Plug</p>	 <p>TE Part # 7-1747072-2 GRACE INERTIA CONN 2.5 ON TAPE HDR 2P BL</p>	 <p>TE Part # 1747067-2 GRACE INERTIA CONN 2.5 HDR ASSY 2P NATUR</p>



Also in the Series | GRACE INERTIA 2.5



Documents



Product Drawings

GIC 2.5 W CAP HSG 2P YELLOW

English

CAD Files

3D PDF

3D

Customer View Model

[ENG_CVM_CVM_3-1903391-4_F.2d_dxf.zip](#)

English

Customer View Model

[ENG_CVM_CVM_3-1903391-4_F.3d_igs.zip](#)

English

Customer View Model

[ENG_CVM_CVM_3-1903391-4_F.3d_stp.zip](#)

English

By downloading the CAD file I accept and agree to the [Terms and Conditions](#) of use.

Product Specifications

Product Specification

English

Product Environmental Compliance

TE Material Declaration

English